


ready for uncertainties...

act@nTEAM

define. execute. monitor

a GRC software...



The challenge...

- a. What keeps your leadership up at night?
- b. Do you experience challenges with strategy execution, risk management and staff meetings?
- c. What is risk to you?



Governance. Risk. Compliance.



GRC software

A total governance, risk & board solution




web-based

Both cloud and locally hosted.
We give you choice.




scalable

Unrestricted licensing, users.
Grows with your business




Overview of functionality



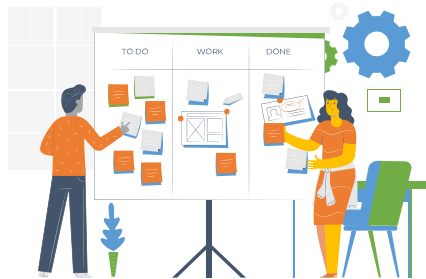
Role Based management



Manage Meetings



Project Management



Project Management



Avoid disruptions



Implement internal controls

Why risk software?



Risk Management

Streamline your enterprise risk management processes

Identify & Assess

Proactively identify, assess and manage risks on a continuous basis

Manage Strategy, others

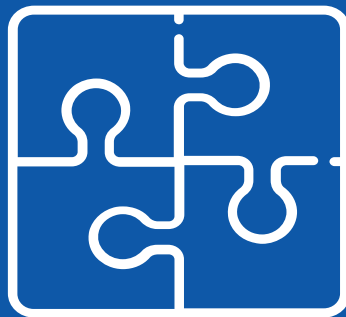
More than risk – manage strategy, meetings and collaborative communication

Outdated Prints

Overcome the challenges of having a printed risk register that is often outdated

Risk Register

Access the risk register on a click of a button, providing all the risk management controls per risk.



No more surprises

This is a premium solution for effective enterprise-risk management. it is low cost, robust and user friendly.

Redefining Risk management

A screenshot of a login interface on a blue background. At the top, the word 'LOGIN' is written in white, bold, uppercase letters. Below this are two light gray input fields: the first is labeled 'Email' with an envelope icon, and the second is labeled 'Password' with a lock icon. Under the password field is a checkbox labeled 'Remember me'. At the bottom of the form is a large orange button with the word 'LOGIN' in white, uppercase letters. Below the button is a link that says 'Forgot Password?' in white, underlined text.

Clear access controls for users right from login.

- Setup Strategy
- Users
- Settings
- RISK**
- Dashboard
- New Risk
- Risk Register
- GOVERNANCE**
- Scorecards
- Workplans
- Performance Trackers
- COMPLIANCE**
- Policies
- Procedures

0 Risks Registered

% change

0.0 Risk Severity

% change

n/a Highest Risk (none)

% change

0.0 Highest Risk (none)

% change

No Risks Before Control Added

No Risks After Control Added



Meetings

July 2020

Mon	Tue	Wed	Thu	Fri	Sat	Sun
29	30	1	2	3	4	5
6	7	8	9	10	11	12
13	14	15	16	17	18	19
20	21	22	23	24	25	26
27	28	29	30	31	1	2

- Setup Strategy
- Users >
- Settings
- RISK**
- Dashboard
- New Risk**
- Risk Register
- GOVERNANCE**
- Scorecards
- Workplans
- Performance Trackers
- COMPLIANCE**
- Policies
- Procedures

View Register

New Risk

<input type="text" value="Enter Goal"/>	<input type="text" value="Enter Department"/>
<input type="text" value="Enter Description"/>	<input type="text" value="Enter Causes"/>
<input type="text" value="Enter Impact"/>	<input type="text" value="Enter Likelihood"/>
<input type="text" value="Enter Person Responsible"/>	<input type="text" value="Enter Registration Date"/>
<input type="button" value="Choose File"/> No file chosen	
<input type="button" value="Save"/>	

Risk Register

- Setup Strategy
- Users
- Settings
- RISK**
 - Dashboard
 - New Risk
 - Risk Register
- GOVERNANCE**
 - Scorecards
 - Workplans
 - Performance Trackers
- COMPLIANCE**
 - Policies
 - Procedures

New Risk

Internal Risk Register

Excel

Search:

#	Description	Risk Owner	Causes	Registration Date	Goal	Department	Impact	Likelihood	Risk Score	Control	Modify
No data available in table											

Showing 0 to 0 of 0 entries

Previous Next

Likelihoods

Likelihood

- Setup Strategy
- Users
- Settings
- RISK**
- Dashboard
- New Risk
- Risk Register

- GOVERNANCE**
- Scorecards
- Workplans
- Performance Trackers
- COMPLIANCE**
- Policies
- Procedures

New Risk

Internal Risk Register

Excel

Search:

#	Description	Risk Owner	Causes	Registration Date	Goal	Department	Impact	Likelihood	Risk Score	Control	Modify
No data available in table											

Showing 0 to 0 of 0 entries

Previous Next

Risk register...

Likelihood

- Setup Strategy
- Users
 - New User
 - All Users
- Settings
- RISK**
 - Dashboard
 - New Risk
 - Risk Register
- GOVERNANCE**
 - Scorecards
 - Workplans
 - Performance Trackers
- COMPLIANCE**
 - Policies
 - Procedures

View Users

Create User

Enter First Name *	Enter Last Name *
Enter Other Names	Enter Email *
Enter Phone *	Enter Gender
Enter Date Of Birth *	Enter Directorate
Enter Position	Enter Role

Submit

- Enter Role
- Officer
- Department Head
- Section Head
- IT
- Director
- Risk Champion
- CEO

User Management

Assign user access based on roles...

- Setup Strategy
- Users
- Settings
- RISK**
- Dashboard
- New Risk
- Risk Register
- GOVERNANCE**
- Scorecards
- Workplans
- Performance Trackers**
- COMPLIANCE**
- Policies
- Procedures

New Tracker

Add Performance Tracker

Enter Activity

Enter Actual

Enter Cost Incurred

Enter Person Responsible

Enter Comment

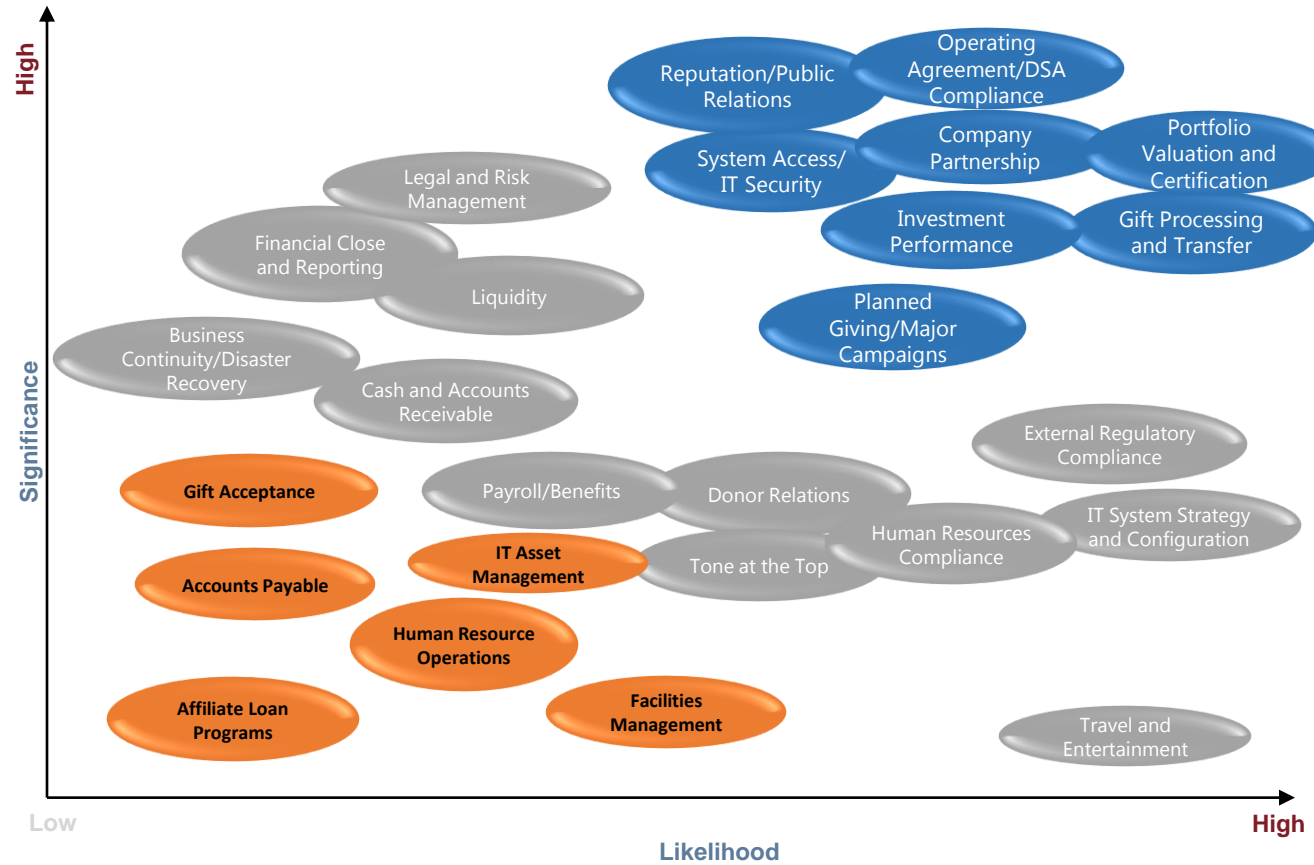
Save

Staff Performance

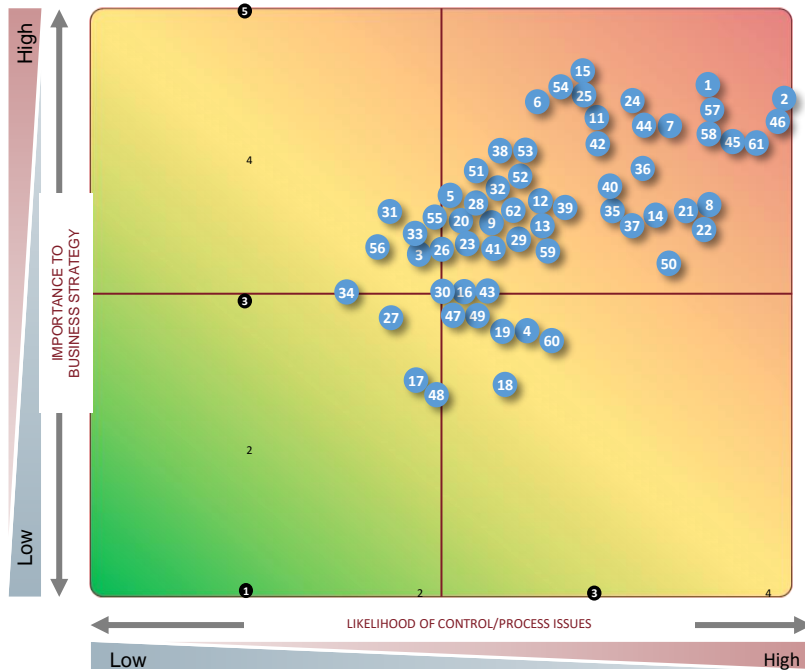


Assign user access based on roles...

Risk Prioritization Map



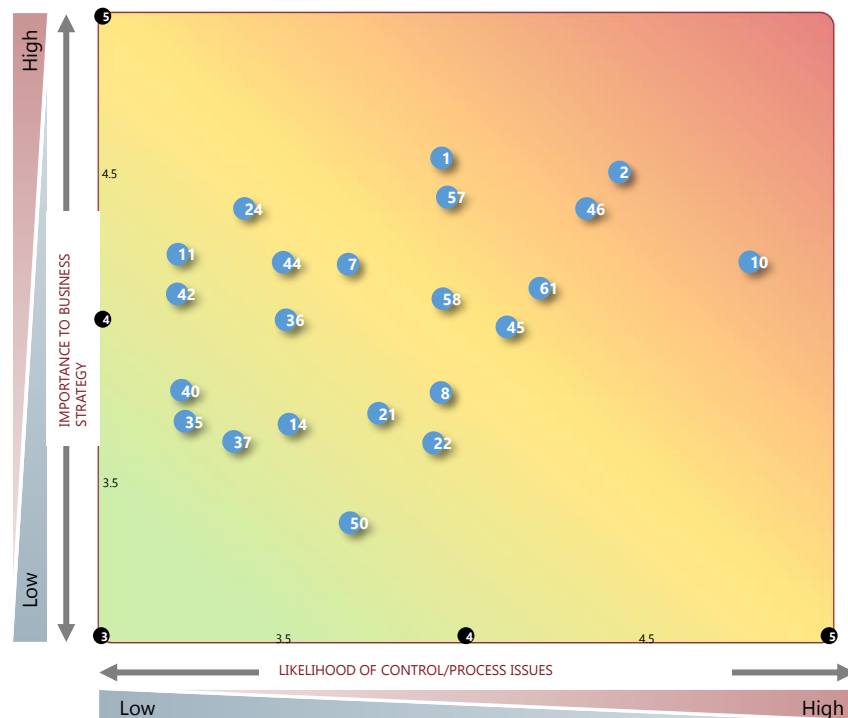
Risk Assessment Results



Business Cycle/Process:	
Revenues	Information Systems
1. Sales/Lead Generation	35. Systems & Technology Planning.
2. Software Pricing/Discounts	36. Data Access/Security Monitoring
3. Credit Assessment/Monitoring	37. Disaster Recovery Planning.
4. Credit Memo Process	38. Source Code Security
5. Customer Fulfillment	39. Resource Prioritization
6. Customer Support	40. Key Business Applications
7. Customer Support Pricing	41. System Migration Mgmt.
8. Order Entry/Billing	42. Electronic Product Distribution
9. Collections/Accounts Rec.	Operating Expenses
10. Software License Tracking	43. Travel & Entertainment
11. Revenue Recognition	44. Commissions & Bonus Plans
12. Product Upgrades	45. Contract Negotiations/Mgmt.
13. Managing New Product Info.	46. Business Partner/VAR/OEM Royalties
14. Managing Product Lifecycle	47. Facilities Mgmt.
15. Prof. Services Revenue	48. Materials Mgmt.
Expenditures	49. Overhead Cost Mgmt.
16. Purchasing	Other
17. Accounts Payable	50. Remote Location Controls
18. Fixed Assets	51. External Customer Satisfaction
19. Capital/Operating Leases	52. Customer Complaint Tracking/Resolution
Treasury	53. Intellectual Property Protection
20. Cash and Treasury Mgmt.	54. Technological Developments/R&D
21. Transfer Pricing	55. Litigation Management
22. Acquisitions/Alliances	56. Regulatory Compliance
23. Foreign Currency Mgmt.	57. Business Partner Relationship Mgmt.
Financial Reporting	58. Channels Distribution Mgmt.
24. Budgeting/Forecasting	59. Software Piracy
25. Management Reporting	60. International Development Issues
26. Tax Compliance	61. Partner/Royalty Controls
27. Access to Company Policies	62. Shareholder Relations
28. Closing/Consolidation Process	
Payroll/Personnel	
29. Recruitment	
30. Performance Assessment	
31. Training	
32. Compensation/Benefits	
33. Employee Satisfaction	
34. Payroll Processing	

The matrix summarizes the results of the risk assessment process. Each business cycle/process was evaluated by the risk assessment participants based on the importance to business strategy and the likelihood of control/process issues.

Risk Assessment Results



Business Cycle/Process:

Revenues	Operating Expenses
1. Sales/Lead Generation	44. Commissions & Bonus Plans
2. Software Pricing/Discounts	45. Contract Negotiations/Mgmt.
7. Customer Support Pricing	46. Business Partner/VAR/OEM Royalties
8. Order Entry/Billing	
10. Software License Tracking	Other
11. Revenue Recognition	50. Remote Location Controls
14. Managing Product Lifecycle	57. Business Partner Relationship Mgmt.
	58. Channels Distribution Mgmt.
Treasury	61. Partner/Royalty Controls
21. Transfer Pricing	
22. Acquisitions/Alliances	
Financial Reporting	
24. Budgeting/Forecasting	
Information Systems	
35. Systems & Technology Planning.	
36. Data Access/Security	
37. Disaster Recovery Planning.	
40. Key Business Applications	
42. Electronic Product Dist.	

The matrix below summarizes the results of the risk assessment process. Each business cycle/process was evaluated by the risk assessment participants based on the importance to business strategy and the likelihood of control/process issues.

More than risk management...



**no more surprises,
be on top of
compliance**

**a true ERM solution updated
on-going by all staff. No
outdated risk register**



**effective
governance, risk and
control**



**intuitive and informative
reporting. Get alerts via
email in real-time**



More reasons to use actionTEAM



- a. Easy to use with a exceptional user interface
- b. Scalable for small and large teams alike
- c. Full secure hosting service available
- d. Trusted by companies and governments around the region
- e. An "out-of-the box" solution with a very wide range of configuration options
- f. Straightforward simple implementation
- g. World Class support
- h. Affordable pricing options

Contact Us

Summit Consulting Ltd
4th Floor, Ntinda Complex
Plot 33, Ntinda Road Opp St Luke Church,
P.O. Box 40292, Kampala, Uganda

P: +256 414 231136
M: +256 712 984585/ 0782610333

E: strategy@summitcl.com
Web: www.summitcl.com
Skype ID: mmugisa. Gtalk: mugisa1.

We take pride in doing the right thing, rather than what is right
for the profitability of SCL.

