


*ready for uncertainties...*

**act@nTEAM**

*define. execute. monitor*

*a GRC software...*



# The challenge...

- a. What keeps your leadership up at night?
- b. Do you experience challenges with strategy execution, risk management and staff meetings?
- c. What is risk to you?



# Governance. Risk. Compliance.



## GRC software

A total governance, risk & board solution




## web-based

Both cloud and locally hosted.  
We give you choice.




## scalable

Unrestricted licensing, users.  
Grows with your business




# Overview of functionality



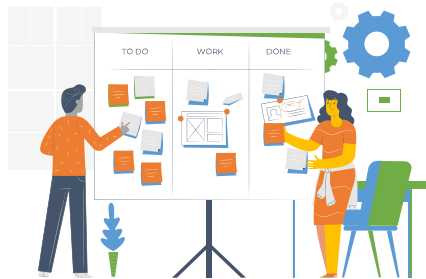
**Role Based management**



**Manage Meetings**



**Project Management**



**Project Management**



**Avoid disruptions**



**Implement internal controls**

# Why risk software?



## Risk Management

Streamline your enterprise risk management processes

## Identify & Assess

Proactively identify, assess and manage risks on a continuous basis

## Manage Strategy, others


More than risk – manage strategy, meetings and collaborative communication

## Outdated Prints

Overcome the challenges of having a printed risk register that is often outdated

## Risk Register

Access the risk register on a click of a button, providing all the risk management controls per risk.



## No more surprises

This is a premium solution for effective enterprise-risk management. it is low cost, robust and user friendly.

# Redefining Risk management

A screenshot of a login interface on a blue background. At the top, the word 'LOGIN' is written in white, bold, uppercase letters. Below it are two light gray input fields: the first contains an envelope icon and the text 'Email', and the second contains a lock icon and the text 'Password'. Under the password field is a checkbox with the text 'Remember me'. At the bottom of the form is a large orange button with the word 'LOGIN' in white, uppercase letters. Below the button is a link that says 'Forgot Password?' in white text.

**Clear access controls for users right from login.**

- Setup Strategy
- Users
- Settings

RISK

- Dashboard
- New Risk
- Risk Register

GOVERNANCE

- Scorecards
- Workplans
- Performance Trackers

COMPLIANCE

- Policies
- Procedures

0 Risks Registered

% change

0.0 Risk Severity

% change

n/a Highest Risk (none)

% change

0.0 Highest Risk (none)

% change

No Risks Before Control Added

No Risks After Control Added



Meetings

July 2020

Mon	Tue	Wed	Thu	Fri	Sat	Sun
29	30	1	2	3	4	5
6	7	8	9	10	11	12
13	14	15	16	17	18	19
20	21	22	23	24	25	26
27	28	29	30	31	1	2



- Setup Strategy
- Users >
- Settings
- RISK**
- Dashboard
- New Risk**
- Risk Register
- GOVERNANCE**
- Scorecards
- Workplans
- Performance Trackers
- COMPLIANCE**
- Policies
- Procedures

View Register

### New Risk

<input type="text" value="Enter Goal"/>	<input type="text" value="Enter Department"/>
<input type="text" value="Enter Description"/>	<input type="text" value="Enter Causes"/>
<input type="text" value="Enter Impact"/>	<input type="text" value="Enter Likelihood"/>
<input type="text" value="Enter Person Responsible"/>	<input type="text" value="Enter Registration Date"/>
<input type="button" value="Choose File"/> No file chosen	

Save

Risk Register

- Setup Strategy
- Users
- Settings
- RISK**
  - Dashboard
  - New Risk
  - Risk Register
- GOVERNANCE**
  - Scorecards
  - Workplans
  - Performance Trackers
- COMPLIANCE**
  - Policies
  - Procedures

New Risk

### Internal Risk Register

Excel

Search:

#	Description	Risk Owner	Causes	Registration Date	Goal	Department	Impact	Likelihood	Risk Score	Control	Modify
No data available in table											

Showing 0 to 0 of 0 entries

Previous Next

Likelihoods

Likelihood

- Setup Strategy
- Users
- Settings
- RISK**
  - Dashboard
  - New Risk
  - Risk Register**
- GOVERNANCE**
  - Scorecards
  - Workplans
  - Performance Trackers
- COMPLIANCE**
  - Policies
  - Procedures

New Risk

Internal Risk Register

Excel

Search:

#	Description	Risk Owner	Causes	Registration Date	Goal	Department	Impact	Likelihood	Risk Score	Control	Modify
No data available in table											

Showing 0 to 0 of 0 entries

Previous Next

Risk register...

Likelihood

- Setup Strategy
- Users
  - New User
  - All Users
- Settings
- RISK**
  - Dashboard
  - New Risk
  - Risk Register
- GOVERNANCE**
  - Scorecards
  - Workplans
  - Performance Trackers
- COMPLIANCE**
  - Policies
  - Procedures

View Users

### Create User

Enter First Name *	Enter Last Name *
Enter Other Names	Enter Email *
Enter Phone *	Enter Gender
Enter Date Of Birth *	Enter Directorate
Enter Position	Enter Role

Submit

- Enter Role
- Officer
- Department Head
- Section Head
- IT
- Director
- Risk Champion
- CEO

User Management

Assign user access based on roles...

- Setup Strategy
- Users >
- Settings
- RISK**
- Dashboard
- New Risk
- Risk Register
- GOVERNANCE**
- Scorecards
- Workplans
- Performance Trackers
- COMPLIANCE**
- Policies
- Procedures

New Tracker

### Add Performance Tracker

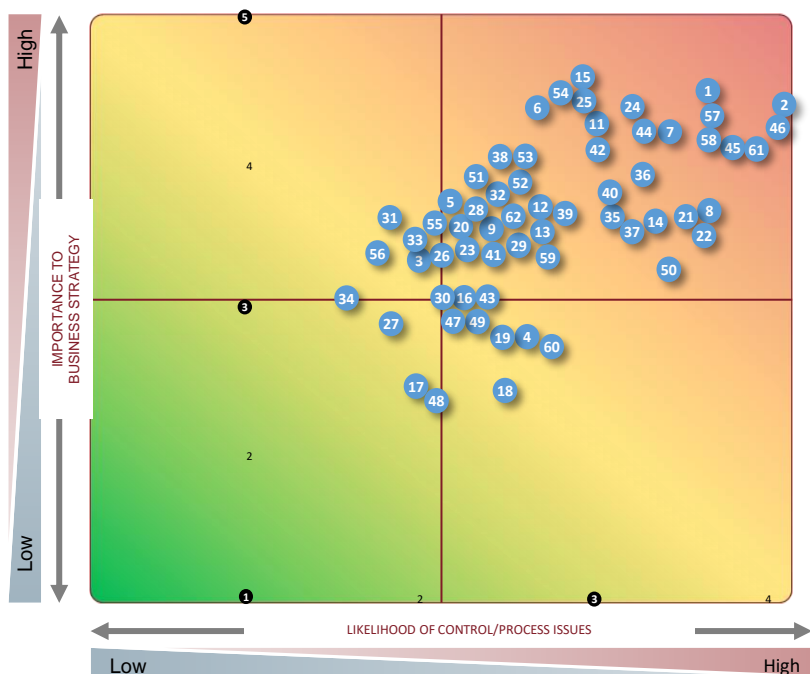
<input type="text" value="Enter Activity"/>	<input type="text" value="Enter Actual"/>
<input type="text" value="Enter Cost Incurred"/>	<input type="text" value="Enter Person Responsible"/>
<input type="text" value="Enter Comment"/>	
<input type="button" value="Save"/>	

Staff Performance



**Assign user access based on roles...**

# Risk concentration map...



## Business Cycle/Process:

### Revenues

1. Sales/Lead Generation
2. Software Pricing/Discounts
3. Credit Assessment/Monitoring
4. Credit Memo Process
5. Customer Fulfillment
6. Customer Support
7. Customer Support Pricing
8. Order Entry/Billing
9. Collections/Accounts Rec.
10. Software License Tracking
11. Revenue Recognition
12. Product Upgrades
13. Managing New Product Info.
14. Managing Product Lifecycle
15. Prof. Services Revenue

### Expenditures

16. Purchasing
17. Accounts Payable
18. Fixed Assets
19. Capital/Operating Leases
20. Cash and Treasury Mgmt.
21. Transfer Pricing
22. Acquisitions/Alliances
23. Foreign Currency Mgmt.

### Financial Reporting

24. Budgeting/Forecasting
25. Management Reporting
26. Tax Compliance
27. Access to Company Policies
28. Closing/Consolidation Process

### Payroll/Personnel

29. Recruitment
30. Performance Assessment
31. Training
32. Compensation/Benefits
33. Employee Satisfaction
34. Payroll Processing

### Information Systems

35. Systems & Technology Planning.
36. Data Access/Security
37. Disaster Recovery Planning.
38. Source Code Security
39. Resource Prioritization
40. Key Business Applications
41. System Migration Mgmt.
42. Electronic Product Distribution

### Operating Expenses

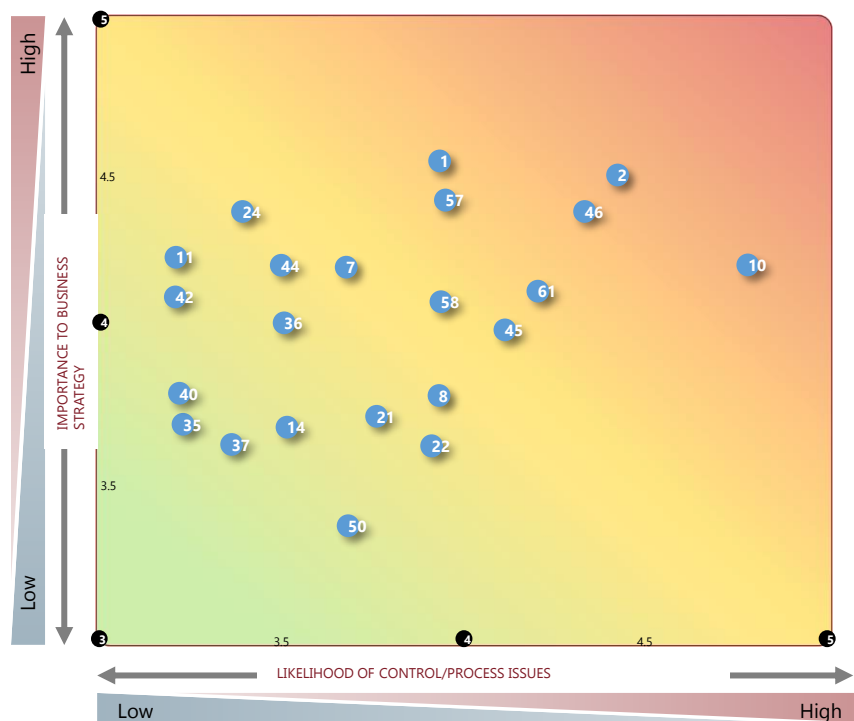
43. Travel & Entertainment
44. Commissions & Bonus Plans
45. Contract Negotiations/Mgmt.
46. Business Partner/VAR/OEM Royalties
47. Facilities Mgmt.
48. Materials Mgmt.
49. Overhead Cost Mgmt.

### Other

50. Remote Location Controls
51. External Customer Satisfaction
52. Customer Complaint Tracking/Resolution
53. Intellectual Property Protection
54. Technological Developments/R&D
55. Litigation Management
56. Regulatory Compliance
57. Business Partner Relationship Mgmt.
58. Channels Distribution Mgmt.
59. Software Piracy
60. International Development Issues
61. Partner/Royalty Controls
62. Shareholder Relations

The matrix summarizes the results of the risk assessment process. Each business cycle/process was evaluated by the risk assessment participants based on the importance to business strategy and the likelihood of control/process issues.

# Risk Assessment Results



**Business Cycle/Process:**

Revenues	Operating Expenses
1. Sales/Lead Generation	44. Commissions & Bonus Plans
2. Software Pricing/Discounts	45. Contract Negotiations/Mgmt.
7. Customer Support Pricing	46. Business Partner/VAR/OEM Royalties
8. Order Entry/Billing	
10. Software License Tracking	<b>Other</b>
11. Revenue Recognition	50. Remote Location Controls
14. Managing Product Lifecycle	57. Business Partner Relationship Mgmt.
	58. Channels Distribution Mgmt.
<b>Treasury</b>	61. Partner/Royalty Controls
21. Transfer Pricing	
22. Acquisitions/Alliances	
<b>Financial Reporting</b>	
24. Budgeting/Forecasting	
<b>Information Systems</b>	
35. Systems & Technology Planning.	
36. Data Access/Security	
37. Disaster Recovery Planning.	
40. Key Business Applications	
42. Electronic Product Dist.	

The matrix below summarizes the results of the risk assessment process. Each business cycle/process was evaluated by the risk assessment participants based on the importance to business strategy and the likelihood of control/process issues.

# More than risk management...



**no more surprises,  
be on top of  
compliance**

**a true ERM solution updated  
on-going by all staff. No  
outdated risk register**



**effective  
governance, risk and  
control**

**intuitive and informative  
reporting. Get alerts via  
email in real-time**



# More reasons to use actionTEAM



- a. Easy to use with a exceptional user interface
- b. Scalable for small and large teams alike
- c. Full secure hosting service available
- d. Trusted by companies and governments around the region
- e. An "out-of-the box" solution with a very wide range of configuration options
- f. Straightforward simple implementation
- g. World Class support
- h. Affordable pricing options

# Contact Us

Summit Consulting Ltd  
4th Floor, Ntinda Complex  
Plot 33, Ntinda Road Opp St Luke Church,  
P.O. Box 40292, Kampala, Uganda

P: +256 414 231136  
M: +256 712 984585/ 0782610333

E: [strategy@summitcl.com](mailto:strategy@summitcl.com)  
Web: [www.summitcl.com](http://www.summitcl.com)  
Skype ID: mmugisa. Gtalk: mugisa1.

We take pride in doing the right thing, rather than what is right  
for the profitability of SCL.

